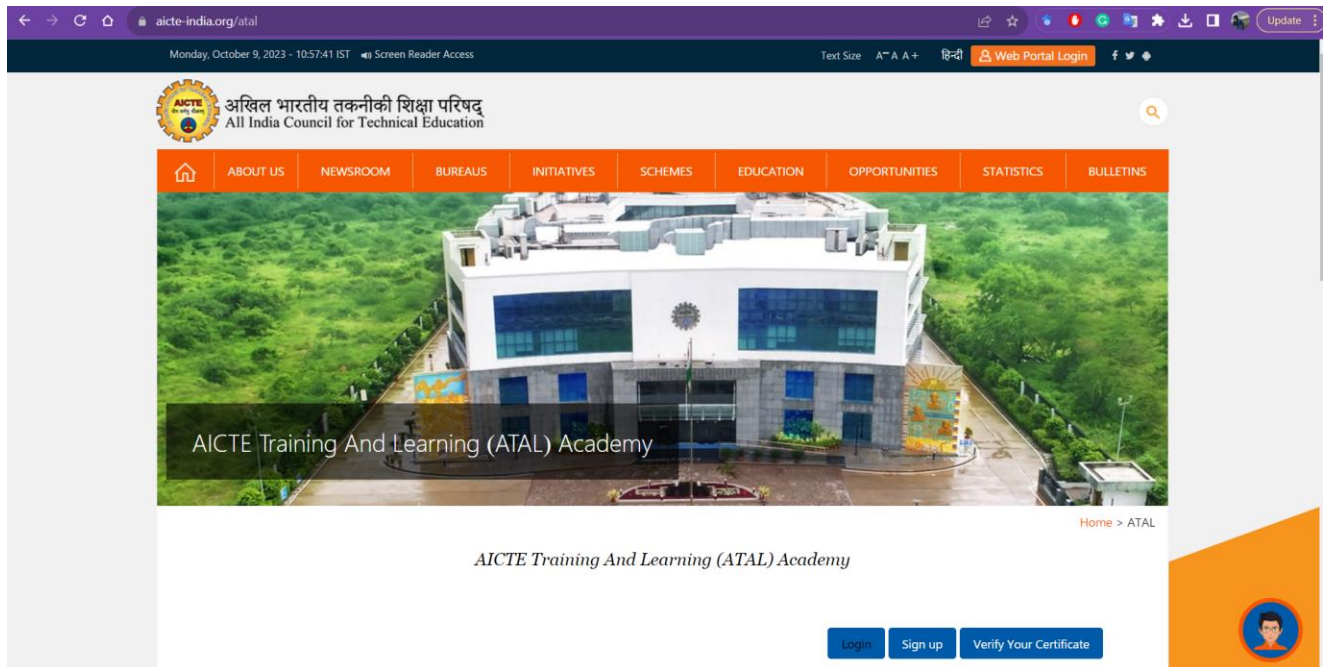
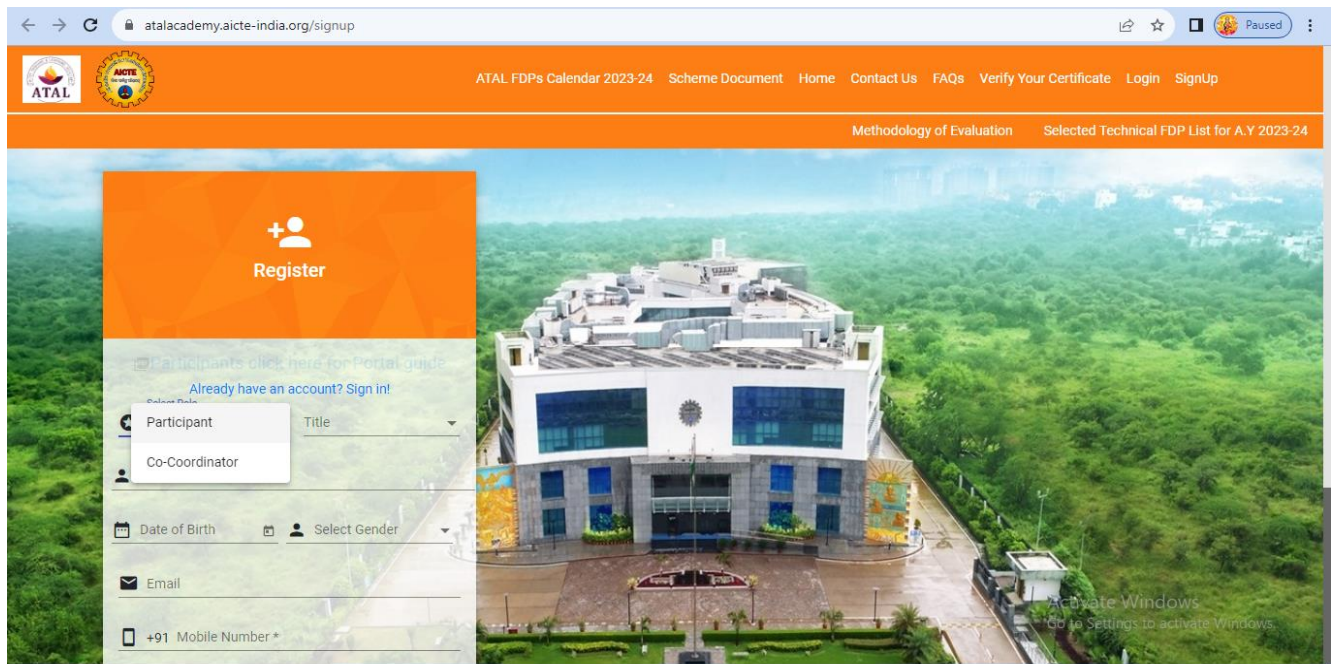


Step 1: Sign UP (For the first-time users)



Step 2: Registration must be done using - Participant



Step 3: Giving Registration Details

atalacademy.aicte-india.org/signup

Register

Participants click here for Portal guide
Already have an account? Sign in!

Select Role
Participant

Title
Mrs

Full Name
M Lakshmi

Date of Birth
8/21/1987

Select Gender
Female

Email
sripriya1213@gmail.com

Mobile Number *
+91 9000000000

Password

Confirm Password

SIGN UP

Step 4: Once registration is completed login into portal

atalacademy.aicte-india.org/login

ATAT Technical FDPS 2023-24, POI

Login

Participants click here for Portal guide
Coordinators click here for Portal guide

Email

Password

6321437 Enter Captcha

SIGN IN

Forgot Password? Sign up now!

Step 5: Check General details

The screenshot shows the ATAL Academy participant profile page. The browser address bar displays `atalacademy.aicte-india.org/participant`. The page header includes the ATAL and AICTE logos, a menu icon, and links for "Reset Password" and "Logout". The left sidebar contains a profile picture of a man, the name "Participant", the email "idealabdeo@gmail.com", and a list of menu items: General Details, Profile, FDPs, Applied FDPs, Attendance, Feedback, Important Documents, and Test Marks. The main content area is titled "Participant Details" and features a "General Details" tab. The form displays the following information:

Participant Details	
Name :	Mrs. Murukurthi Lakshmi
Gender :	Female
Phone :	
Email :	idealabdeo@gmail.com
Date of birth:	1987-08-21

An "Activate Windows" watermark is visible on the right side of the form.

Step 6: Fill in other basic details

The screenshot shows the ATAL Academy participant profile page with the "Other basic details" section. The browser address bar displays `atalacademy.aicte-india.org/participant`. The left sidebar shows the "Certificate" menu item. The main content area displays a form with the following fields:

Father's Name *	Whatsapp Number	Alternate Email
Address *		
Select State	Select District	Pincode *
Employee/Student/Other ID	Specially-abled	Designation *
Specialization *	Institute Name *	Experience of Teaching (Years) *
Experience of Teaching (Months) *	Identity Card (Document limited to 2 MB of file size)	Choose Browse
NOC (Document limited to 2 MB of file size)	Choose Browse	

A "Save" button is located at the bottom right of the form. An "Activate Windows" watermark is visible at the bottom of the page.

Step 7: Go to FDPs and Filter the details as shown below

The screenshot shows the ATAL Academy participant workshop page. The left sidebar contains a profile section with a participant icon and email (idealabdeo@gmail.com), and a menu with options: General Details, Profile, FDPs, Applied FDPs, Attendance, Feedback, Important Documents, and Test Marks. The main content area is titled 'FDPs' and features a 'Filter FDPs' section with the following filters:

- Select Type: ATAL
- Select Month: December
- Select Thrust Area: Thrust Areas
- Select FDP Type: Technical
- Select Technical FDP Type: FDPs Through Idea Labs

Below the filters, three FDP cards are displayed:

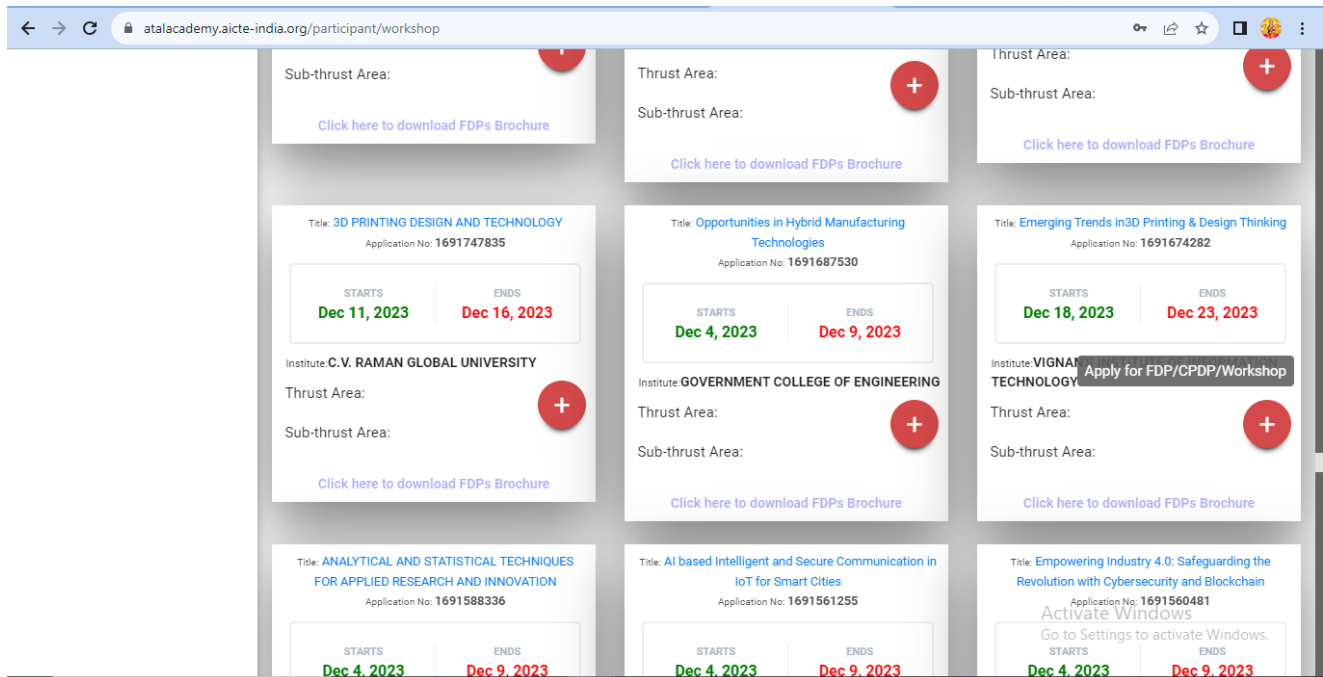
- FDP 1:** Title: Machine Learning and Deep Learning with H2O.ai, Application No: 1690948010, Starts: Dec 18, 2023, Ends: Dec 23, 2023.
- FDP 2:** Title: NOVEL MATERIALS, DEVICES AND APPLICATIONS, Application No: 1690972258, Starts: Dec 11, 2023, Ends: Dec 16, 2023.
- FDP 3:** Title: Smart Manufacturing in Industry 4.0/5.0: Challenges and Opportunities, Application No: 1690954708, Starts: Dec 11, 2023, Ends: Dec 16, 2023.

Step 8: Find FDP under “Vignan’s Institute of Information Technology”

The screenshot shows the ATAL Academy participant workshop page displaying a grid of FDPs. The grid contains the following FDPs:

- FDP 1:** Title: 3D PRINTING DESIGN AND TECHNOLOGY, Application No: 1691747835, Starts: Dec 11, 2023, Ends: Dec 16, 2023, Institute: C.V. RAMAN GLOBAL UNIVERSITY.
- FDP 2:** Title: Opportunities in Hybrid Manufacturing Technologies, Application No: 1691687530, Starts: Dec 4, 2023, Ends: Dec 9, 2023, Institute: GOVERNMENT COLLEGE OF ENGINEERING.
- FDP 3:** Title: Emerging Trends in 3D Printing & Design Thinking, Application No: 1691674282, Starts: Dec 18, 2023, Ends: Dec 23, 2023, Institute: **VIGNAN'S INSTITUTE OF INFORMATION TECHNOLOGY** (highlighted).
- FDP 4:** Title: ANALYTICAL AND STATISTICAL TECHNIQUES FOR APPLIED RESEARCH AND INNOVATION, Application No: 1691588336, Starts: Dec 4, 2023, Ends: Dec 9, 2023.
- FDP 5:** Title: AI based Intelligent and Secure Communication in IoT for Smart Cities, Application No: 1691561255, Starts: Dec 4, 2023, Ends: Dec 9, 2023.
- FDP 6:** Title: Empowering Industry 4.0: Safeguarding the Revolution with Cybersecurity and Blockchain, Application No: 1691560481, Starts: Dec 4, 2023, Ends: Dec 9, 2023.

Step 9: Add the FDP using symbol “+”



Step 10: Confirm the registration

